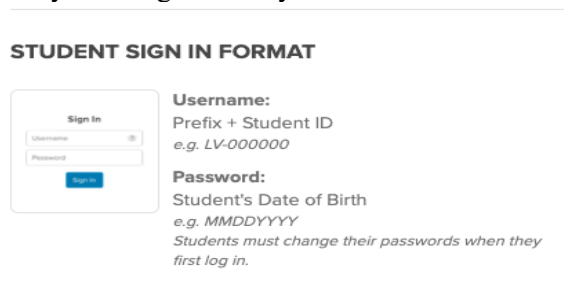


Step by Step in Xello (Formerly known as Career Cruising)

1. Login to Xello

If you used Career Cruising in 2018 – 2019, you can use the same login information to access Xello. There are two ways to access Xello:

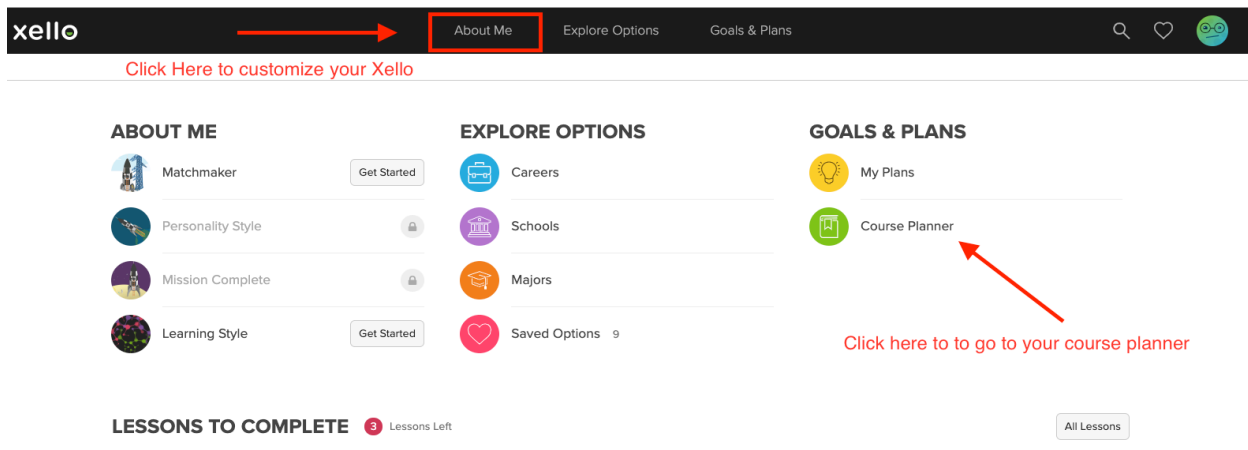
- Go to this website <https://xello.world/en/> Your user name is LV-student ID # and your password is your 8 digit birthday.



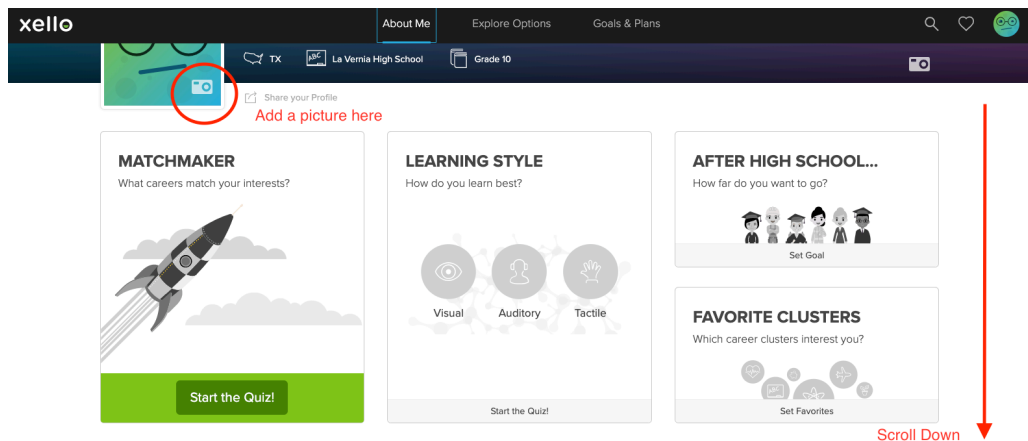
- You can also access your Xello account from the [LVISD Digital Den](#). Go to the Digital Den and click the Xello icon then login. After you log-in once, Digital Den will remember your log-in information.

When you Log-In you will be asked to change your password. Be sure to make it something you will easily remember. Log In and take a look at your profile page! Don't be afraid to click and look around.

This will be the home page when you log into Xello.



Click on About Me



About Me, cont.

EXPERIENCES

WORK
Add part-time, summer, casual, and co-op work

VOLUNTEER
Add your school and community volunteer hours

EDUCATION
Add diplomas, fun classes, and extra training

LIFE
Add special events like trips, awards, or performances

Click on each box to add information about yourself.

SKILLS
What are you good at?

INTERESTS
What do you like?

PLACES
Where have you and your family lived?

Add Skills Add Interests Add Places

You can add these things to your Storyboard

STORYBOARD
Add photos, videos, links, and files that tell the story of who you are.

Weblink YouTube Upload Facebook Instagram Dropbox G Drive One Drive

Keep Scrolling

How to get back to your course planner

Goals & Plans

Click here to get to your course planner

Then click here

Course Planner | LVHS Foundation High School Program WITH ENDORSEMENT | 1 Credit left | 24.5 / 25 | Manage

Click here to learn more about how Xello works? <https://xello.world/en/middle-and-high-school/>

Questions? Contact your counselor or the College & Career Center.

LVHS Counseling Center <https://tx50000105.schoolwires.net/Page/2250>